

Printed by Elections Nunavut © 2021

Contact Elections Nunavut for information in any of Nunavut's official languages.



1.867.645.4610



Toll free 1.800.267.4394



867.645.4657



Toll free 1.800.269.1125



info@elections.nu.ca



<http://www.elections.nu.ca>



Box 39, Rankin Inlet, NU X0C 0G0



41 Sivulliq Ave. Rankin Inlet



Elections_nu



@electionsNunavut

Introduction

This Guide gives basic information about the Nunavut Elections Act—Nunavut’s laws for territorial elections and by-elections. Please read the Act if you want to know the exact laws.

This guide does not replace the Act.

Contact Elections Nunavut or go to the website for more information about voting or how to become a candidate in a general election or by-election.

Contents


Election Basics	4
The Election Period.....	8
Election Period Calendar	9
Post Election Period Calendar.....	10
Candidates	10
How to become a candidate.....	11
The Campaign	12
Voters.....	13
Voter registration	15
Voters list	17
Voter Information Card	17
Voting.....	18
Important rules during voting	21
Counting Election Day ballots.....	22
Breaking the Laws.....	24
Glossary of Election Terms.....	25

Election Basics

The Nunavut Elections Act is the law we follow to elect Members of the Legislative Assembly (MLAs). Nunavummiut have the right to vote and help decide who forms the territorial government.

The principles of the Nunavut Elections Act are to:

- Encourage people to vote.
- Make it easy for voters to vote if they want to.
- Remove barriers for people who want to be candidates.
- Help the public be more aware about elections.
- Write public information in all Nunavut's official languages.
- Cooperate with others—such as people who run other elections in Nunavut—to share information, learn, train staff, and deliver better election services.
- Run an effective, efficient election.
- Respect the geography, languages, and other unique things about Nunavut.
- Evaluate the election process and make sure it meets the needs of Nunavummiut.



Constituency

A constituency is a geographic area and the people who live there. Voters in each constituency elect one Member of the Legislative Assembly. Some constituencies have one community. Some have two or more.

General election

A general election is when Nunavummiut voters elect all Members of the Legislative Assembly (MLAs). The MLAs form the Government of Nunavut and make laws.

We have a general election every four years to elect an MLA in each constituency. All eligible Nunavummiut voters can vote in a general election.

By-election

A by-election is when eligible voters in one constituency elect an MLA. This can happen when an MLA leaves their job before the next general election. We have a by-election if an MLA leaves their job before the next general election. Only voters who live in that constituency when the CEO issues the writ can vote in a by-election.

Polling station

Nunavummiut go to a polling station to vote. Look for an Elections Nunavut sign on the outside of the building.

Elections Nunavut

Elections Nunavut is all the people that work to make an election happen. They have a duty to follow the Nunavut Elections Act and be faithful to it.

Elections Nunavut includes:

- Chief Electoral Officer and staff in Rankin Inlet
- Election officers

Chief Electoral Officer

The Chief Electoral Officer (CEO) has an office and staff in Rankin Inlet. The CEO looks after everything about Nunavut's elections. He/she makes sure everyone follows the Nunavut Elections Act.

The Commissioner of Nunavut appoints the CEO. The Legislative Assembly recommends who the Commissioner should appoint.

Each CEO has their job for seven years and the Commissioner can appoint the same person for another term of seven years.

Election officers

Election officers are people who work for Elections Nunavut during an election. They include:

- Returning officers
- Assistant returning officers
- Registration clerks
- Deputy returning officers
- Poll clerks



You have to be an eligible voter to be a returning officer, assistant returning officer, or deputy returning officer. You do not have to be an eligible voter to be a poll clerk or registration clerk.

Election officers need to have certain characteristics to do their job. Voters and candidates need to be able to trust them.

- Be fair and impartial.
- Treat all candidates and voters the same and not show they like one candidate better than another.
- Respect election laws and the rights of voters and candidates.
- Not give money, goods, or services to any candidate's campaign.

A person can't be an elections officer if they are:

- A candidate, financial agent, or campaign manager.
- An MLA or a member of the last Legislative Assembly.
- A member of the Queen's Privy Council for Canada.
- A member of the House of Commons or Senate.
- An MLA in another territory or a province.
- A mayor or municipal councillor.
- A judge.
- A convicted criminal under any elections law in Canada or under the Criminal Code of Canada for a crime related to elections.

Returning officers

The Chief Electoral Officer appoints a returning officer (RO) for each constituency. The RO is in charge of their constituency. They organize everything for voters and candidates in the constituency.

Assistant returning officers

Each RO appoints an assistant returning officer (ARO). They can't appoint a family member. The RO and ARO have an office in one community in the constituency.

If a constituency has more than one community the RO appoints an ARO for the separate community. That ARO organizes things for voters and candidates in that community.

At the Election Day poll, the AROs oversee voter registration and voting. For the advance vote and mobile poll, the ARO has the same duties as a deputy returning officer.

Deputy returning officers

On Election Day, each polling station has a deputy returning officer (DRO). The deputy returning officers (DRO) runs the polling station—the place people go to vote. The RO appoints the DROs for their constituency.

The DRO handles the ballots. They make sure everyone follows the laws. They help make sure the election is fair and that eligible voters have a chance to vote.

Each DRO works with a poll clerk.

Poll clerks

On Election Day, each polling station has a poll clerk (PC) that works with the DRO. The PC looks after the polling record—the list of everyone who votes.

The PC looks after the polling record during the advance vote and mobile poll too.

Registration clerks

The RO in each constituency appoints a registration clerk (RC) to help keep the voters list up-to-date.

On Election Day, the RC works with the ARO at the polling station. Between elections the RO may appoint a RC to help register voters.

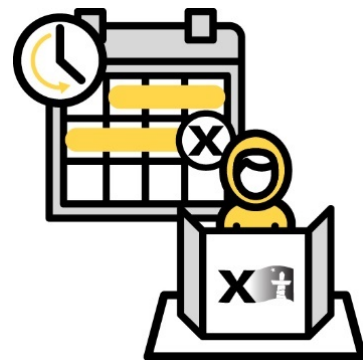
To help register voters, the RC uses two forms:

- Voter registration form—to register any voter whose name is not on the voters list.
- Form to change or correct voter information—for voters whose name is already on the list, but some information has changed or is not correct. For example, changing the address when a voter moves. Or correcting a spelling error.

The Election Period

The election period starts 35 days before Election Day and ends on Election Day. During the election period, certain things must happen on certain days. Voters, candidates, and election officers must follow the laws and meet some strict deadlines.

The election period starts with the writ. The writ is the official paper that says there is an election. It shows the date the election period starts, Election Day, and the date for the return of the writ.



The Chief Electoral Officer (CEO) sends the writ to each returning officer (RO). And each RO posts the writ in their office until the end of the election period. At the end of the election period, each RO completes the return of the writ and sends it to the CEO. The return of the writ shows who won the election.

During the election period candidates put up signs, give speeches, and do other things to convince people to vote for them.

Election Period Calendar

Important days	What happens on that day
June 22	Pre-election period starts
September 20	Chief Electoral Officer sends the writ to each returning officer (RO). Each RO posts it in their office.
	First day a person can file a declaration of candidacy.
	First day a person can apply for a special mail-in ballot.
September 21	Elections Nunavut sends a Voter Information Card to every voter on the voters list.
September 24	2 pm deadline (local time) to file a declaration of candidacy.
	5 pm deadline (local time) to withdraw declaration.
October 11	First day voters can vote at the returning officer's office—from 12 noon to 7 pm local time.
October 18	Mobile poll in each community from 9 am to 11:30 am local time. Advance vote from 12 noon to 7 pm.
October 21	Last day voters can vote at the returning officer's office—from 12 noon to 7 pm local time.
October 25 Election Day	Special ballots must be received by 5 pm or they won't count.

Post Election Period Calendar

Important days	What happens on that day
10 days after Election Day	Candidates must remove all campaign materials.
60 days after Election Day	Candidates and financial agents must complete and file the campaign financial return.
	Candidates must destroy all copies of the voters lists that they received, or return them to ElectionsNunavut.

Candidates

A candidate is a person who wants to be elected as a Member of the Legislative Assembly (MLA). Each constituency usually has two or more candidates. The candidate who gets the most votes wins.

If a constituency has only one candidate people don't vote. The candidate wins by acclamation.

Who can be a candidate

You can be a candidate if you are:

- An eligible voter. See the section about voters for details.
- Not disqualified.



You can be a candidate for any constituency. You can live in one constituency and be the candidate in a different constituency. You do not have to be a resident in a constituency to be a candidate there.

You are disqualified if—on the day you file the declaration of candidacy—you:

- Were a candidate or financial agent in the last election and did not file your campaign financial return on time.
- Did not follow a compliance agreement in the last election.

- Are a member of the House of Commons, Senate, or legislature of another territory or province.
- Are a judge, except in a citizenship court.
- Work for Elections Nunavut.
- Work for the Government of Nunavut and do not take a leave of absence.
- Are a member of council (mayor or councillor) and do not take a leave of absence.
- Don't live in Nunavut.

A MLA may lose their seat because they're charged with or convicted of a crime under Nunavut or Canadian laws. They can be a candidate again only after another election—when their constituency elects someone else as the MLA.

How to become a candidate

To become a candidate a person fills out the declaration of candidacy form and pays the \$200 deposit to the RO or ARO.

To fill out a declaration of candidacy a person needs:

- A financial agent—someone to sign and swear to look after all the money matters for your campaign. Each candidate must have a financial agent.
- Witnesses for signatures.
- A campaign manager, if you want one—someone to coordinate your campaign. A candidate doesn't have to have a campaign manager, but it's usually a good idea.


People must file their declaration of candidacy with the returning officer or assistant returning officer in the constituency. The first day you can file is 35 days before Election Day. The last day to file is 31 days before Election Day. If Elections Nunavut accepts the declaration of candidacy, the person becomes a candidate.

When a person files their declaration, they may also provide a digital photo if they want. Elections Nunavut uses the photos to make a poster that shows all the candidates. The deputy returning officer puts up the poster at the polling station to help people know who they're voting for.

The Campaign

The election campaign is all the campaign materials and events that people use to promote a candidate or oppose a candidate. For example, a candidate may:

- Have buttons, brochures, signs, ads, and posters to encourage voters to vote for them.
- Give speeches and have special events.
- Travel to the communities in the constituency to meet and talk to voters.



Campaign information may appear on radio, TV, newspaper, website, Facebook, twitter, and other social media. A person, business, or group from outside Nunavut may NOT actively campaign for a candidate.

Raising money for the campaign

It takes money to run a campaign. The Nunavut Elections Act has rules about who can contribute to a campaign and how much they can contribute.

Who can contribute to a campaign?

- Any person who lives in Nunavut.
- Any company that does business in Nunavut.
- Any organization that works in Nunavut. How much can they contribute to a campaign?
- A person, business, or organization can give up to \$2500 to each candidate in each election. An organization has to list the people who give money for their contribution.
- A person, business, or organization must give their name and address, unless they contribute less than \$100. If they contribute less than \$100 they can choose to give their name or not.
- A person, business, or organization has the right to get a tax receipt for their contribution—only if they give their name. Ask for a tax receipt if you make a contribution and give your name.

How much can a candidate contribute?

- A candidate can use up to \$30,000 of their own money.

A candidate can get a tax receipt for the amount they contribute to a maximum of \$2500. If they contribute more than \$2500, they still get a tax receipt for \$2500. If they contribute less than \$2500, they get a tax receipt for the amount they contribute.

The Nunavut Elections Act has other rules about contributions:

- Total campaign contributions must be \$30,000 or less. This includes all contributions from the candidate and the people, businesses, and organizations that contribute.
- Total anonymous contributions combined must be less than \$2500.
- People can contribute only during the election period—from 35 days before Election Day to Election Day. If expenses are more than contributions, the financial agent can accept contributions up to the end of the post election period - 60 days after Election Day.
- People contribute only to the campaign. The money belongs to the campaign, not to the candidate or financial agent.
- People give money only to the candidate's financial agent or someone they authorize, not to the candidate. If you write a cheque you need to make it out to: "The campaign to elect XXXXX".
- The deposit that the candidate pays when they file a declaration of candidacy is not a campaign contribution or an expense.

Voters

You're eligible to vote if you are:

- ✓ A Canadian citizen.
- ✓ 18 years or older on Election Day.
- ✓ A Nunavut resident for at least one year on Election Day. For a by-election, you must be a resident in the constituency when the CEO issues the writ.



You are not eligible to vote if you:

- ✓ Have a court order that says you don't understand your actions—you can't decide things for yourself. or
- ✓ Broke the laws under the criminal code and you're in a place for people with mental illness. OR
- ✓ Broke an election law somewhere in Canada in the last five years and were convicted.

Nunavut resident

Voters vote in the constituency where they live. Being a Nunavut resident means the voter actually lives in a place—they work and sleep there.

If a voter has two homes in different places, they choose one place for voting. A voter may have a seasonal residence and they can choose to vote there, only if:

- They live there for more than 180 days a year, or
- They have no other home at the time of an election.

A voter is still a “resident” if they leave their home temporarily— for work or school—to live in another Nunavut community or a community outside Nunavut. Temporary means not more than 10 months, unless the voter is a full-time student.

A student may choose to vote in a temporary Nunavut residence, rather than their home residence. For example, a student's home community is Kugluktuk. And they go to school full-time in Iqaluit. That means that Iqaluit is their temporary Nunavut residence. So that student can choose to vote in Iqaluit or in Kugluktuk.

Homeless people are resident in any place that offers food or lodging, where they sleep or take a meal.

People in jail can choose to vote in the constituency:

- Where they lived before they went to jail.
- or
- Where their family lives.

For a by-election, a person must live in the constituency on the day the CEO issues the writ. And still live there on Election Day.

Each voter can only vote once. If a voter has two homes in different places they vote where they live more than six months of the year.

Voter registration

Voters register with Elections Nunavut to get their name on the voters list.

Voters can register to vote online at www.elections.nu.ca.

Voters can also register when they go to vote if their name isn't on the voters list.

Elections Nunavut uses two forms to register voters:


Voter registration form. Voters fill out and sign the voter registration form if their name is not on the voters list.

Form to change or correct voter information. Voters fill out and sign the change and correct form if their name is on the list and the voter information needs to change. For example:

- A voter moves from one community to another in the same constituency or to a different house in the same community.
- A voter moves to a community in a different constituency.
- A voter's name or address isn't spelled correctly.
- A voter changes their name.

To get a form to fill out themselves, voters can call or email Elections Nunavut or go on the website to get a form to fill out. During registration activities and on Election Day the registration clerk fills out the form and the voter signs.

To fill out the forms, voters need to know their house and lot number or civic address, as well as their mailing address. You may need to provide ID if the election officer doesn't personally know you, or to show your civic or mailing address.



If you need to show ID you must provide:

- One piece of ID that shows your name, current address, and signature.

Examples:

- ✓ Driver's licence
- ✓ Vehicle registration
- ✓ Government of Nunavut General ID Card.

or

- ✓ Two pieces of ID: One that shows your name and signature and one that shows your name and address.



Examples of ID with your name and signature:

- ✓ Enrolment card - Nunavut Tunngavik Inc.
- ✓ Health insurance card
- ✓ Passport
- ✓ Citizenship card
- ✓ Old age security card
- ✓ Social insurance card
- ✓ Bank card or credit card
- ✓ Library card
- ✓ Student card



Examples of ID that shows your name and address:

- ✓ Power bill
- ✓ Land lease
- ✓ Land tax

Voters list

The voters list is a list that Elections Nunavut makes of all registered voters. The voters list shows each voter's name, mailing address, and civic address—house and lot number.

Elections Nunavut uses the voters list to keep track of who voted during an election. They only use the voters list during elections and they keep the information on it very safe. No one uses the voters list for jury duty. Elections Nunavut may use the information on the voters list for a Nunavut plebiscite or for a federal referendum.

Early in the Election Period, Elections Nunavut sends a copy of the voters list to the returning officer in each constituency. Voters should check the list to see if their name is on it and the address is correct.

Final voters list

The final voters list includes the names of any people who register when they go to vote. It also has any other changes that election officers made during voting.

Voter Information Card

Every voter on the voters list gets a Voter Information Card in the mail, early in the election period. This card shows:

- Voter's name and address.
- Voter's constituency.
- Where and when to vote on Election Day.
- Where and when to vote in the advance vote.
- Other ways to vote if you can't vote on Election Day.
- A toll-free phone number to call for more information.

Voters should check their Voter Information Card to see if the information is correct. Update your information online or call your returning officer or Elections Nunavut to change the information. Keep the Voter Information Card and take it with you when you go to vote. It makes voting much easier and faster.

Voting

Voters make a choice when they vote. They mark an X beside the name of the candidate they want to be the Member of the Legislative Assembly (MLA) for their constituency.

An MLA represents all the people in the constituency. Each vote is important. No one can force a person to vote. People have the right to vote and it is their choice to vote or not to vote. It is their choice how they vote.

Voting is secret. Voters don't need to tell anyone how they voted. No one should ask another person who they voted for.

Some people may be at work during all the hours that the polling station is open. If needed, employers must give these voters up to two hours off work to vote. The employer chooses the time. Voters that work from 830 am to 5 pm don't get time off work to vote.

Each voter can vote only once in a territorial election. Nunavummiut have many different ways to vote. Every voter that wants to vote can choose the way that suits them best.

- Election Day voting
- Advance vote
- Vote at the returning officer's office
- Special mail-in ballot
- Mobile poll

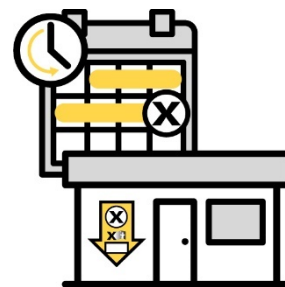
And for voters who meet certain strict conditions and find at the last minute they can't vote any other way:

- Emergency Method (phone)

Election Day voting

For any eligible voter.

- ✓ Vote at the polling station in each community:
- ✓ 9 am to 7 pm local time
- ✓ if a voter's name is not on the voters list, they can register when they go to vote.



Voting in the Office of the Returning Officer

For any eligible voter who can get to the RO office in their constituency.

- ✓ From 12 noon to 7 pm local time.
- ✓ Starts 14 days before Election Day; ends four days before Election Day.
- ✓ If a voter's name is not on the voters list, they can register when they go to vote.

Advance vote

For any eligible voter who lives in a community without an RO office.

- ✓ From 12 noon to 7 pm local time.
- ✓ Seven days before Election Day.
- ✓ If a voter's name is not on the voters list, they can register when they go to vote.

Mobile poll

For people who physically can't get to the polling station. The poll comes to the voter's home.

- ✓ From 9 am to 11:30 am local time.
- ✓ Seven days before Election Day.
- ✓ If a voter's name is not on the voters list, they can register when they go to vote.



Special mail-in ballot

For voters who are temporarily away from home: students, inmates, and others.

Other voters such as people with a disability can also use a special ballot.

- Must apply to get a special ballot kit from Elections Nunavut.
- Ballots must reach Elections Nunavut in Rankin Inlet by 5 pm Central time on Election Day.



- If a voter's name is not on the voters list, they can register when they apply for a special ballot.
- Any voter that is sent a special ballot cannot vote any other way, even if they do not mail in the ballot on time.

Vote by Emergency Method

A voter can vote by phone if they meet these conditions:

- Can not get to a polling station on Election Day.
- Had to leave their constituency unexpectedly,
- Had no other way to vote before going to the remote place.



The special ballot coordinator receives the call. Another election officer must be there with the special ballot coordinator. The special ballot coordinator needs to make sure you are who you say you are. They mark a special ballot for your vote and keep it as secret as possible.

Helping another voter

The DRO can help voters if they need it. Voters can also bring a friend or relative to help. The person that helps has to promise four things:

- Mark the ballot where the voter wants.
- Keep the vote secret.
- Not tell the voter how to vote.
- Not help any other person to vote.

Voters who can't get inside the polling station

If a voter can't get inside the polling station for some reason, the DRO can go outside the polling station to let a person vote in a place they can get to. The DRO shuts down the polling station for a short time. They bring the poll outside to the place where the voter can vote.

Using an interpreter

Voters can use any official language of Nunavut to vote. Elections Nunavut works hard to appoint election officers that speak the languages people use. But if a voter needs an interpreter the DRO must find one.

Important rules during voting

During voting, voters, candidates, and elections officers must follow the Nunavut Elections Act.

Rules everyone must follow at the polling station.

- No one except election officers can use phones, cameras, two-way radios, or other recording or communication devices at the polling station.
- Everyone must turn off their cell phone inside the polling station.
- No one can put any campaign material on the land or building at the polling station.
- No one can wear, use, or show any campaign buttons, ball caps, T-shirts, or other materials at the polling station.
- No one can just stand around within 10 metres of the polling station.

Special rules for voters

- Voters must just vote and leave. They can't stay at the polling station and watch the voting.
- Every voter can vote only once in an election.
- No one can force a voter to say who they voted for. Their vote is secret.
- Special rules for candidates and their representatives.
- The candidate or one representative for each candidate at a time, at each polling station. A representative must bring a consent form that the candidate or financial agent signed.


A candidate or their representatives may watch the voting and they:

- Must always respect and stay out of the way of voters and election officers.
- May take information from the polling record during voting and pass it on.
- **MUST** go outside the polling station to receive calls or to phone someone to pass on information.
- May arrive at the polling station 15 minutes before it opens—to watch the election officers count and initial the ballots, and to inspect the ballots and other official papers for the poll.
- May question a voter’s identity, even if the voter’s name is on the voters list. The voter must show their ID and take an oath or affirmation.
- May watch the Deputy Returning Officer count the ballots.
- May disagree when the Deputy Returning Officer accepts or rejects a ballot.
- Must stay to the end. Do **NOT** send or receive phone calls or text messages until after the DRO sends the results to Elections Nunavut.

Who won the election

The candidate with the most votes wins.

Election officers counts all the ballots in each constituency—ballots from Election Day and any ballots from other ways to vote.



Counting Election Day ballots

On Election Day, each polling station counts their ballots. The deputy returning officer (DRO) handles the ballots. The poll clerk keeps count on a tally sheet. Candidates or their representatives can watch and keep count too. If they aren’t there, two voters need to watch the DRO count the ballots.

The DRO opens the ballot box and dumps the ballots on the table. They open each ballot and show it to everyone. They say how the ballot is marked. They make a separate pile of ballots for each candidate and one pile for any rejected ballots. The DRO has a sheet with examples of rejected ballots.

Rejected ballots don't count because the voter:

- Used an unofficial ballot.
- Made no mark.
- Marked the ballot, but it's not clear who the mark is for.
- Marked the ballot for someone who isn't a candidate.
- Marked the ballot for more than one candidate.
- Marked the ballot in a way that people can tell who the voter is.

Sometimes the DRO forgets to initial a ballot or tear off the extra tab. If they are sure the ballot is official they can do that when they count the ballots.

A candidate or their representative may want to reject a ballot the DRO counts. Or they may want to count a ballot the DRO rejects. The DRO records their objection in the polling record and decides to count or reject the ballot. Their decision is final.

Statement of the Poll

Every DRO fills out a Statement of the Poll form for their polling station. They send a copy to the RO as soon as possible and give a copy to each candidate or representative at the polling station.



The form shows:

- Number of voters at that polling station.
- Number of votes for each candidate.
- Number of rejected ballots.

The RO gets a statement for each poll in their constituency. They add up all the votes for each candidate. They fill out the Election Results form to certify the number of votes for each candidate. And they send the results to the Chief Electoral Officer.

The RO asks for a recount if the difference between the number of votes for the first and second candidates is less than 2% of the total votes. If there is no recount the Returning Officer completes the Return of the Writ and sends it to the Chief Electoral Officer.

The Chief Electoral Officer publishes the election results in the local newspaper and on their website. Returning Officers post constituency results on community bulletin boards and on local radio and TV if the community has them.

Breaking the Laws

Nunavut Elections Act

The Nunavut Elections Act is like any other law. If people break the law they can be charged with a crime and punished.

Main ways to break the law

There are many ways to break the law. See some examples in the table below. Read the Nunavut Elections Act and make sure you follow the law.

Sample crime	Example 1	Example 2
Vote improperly	You vote and you aren't eligible to vote.	You do things you should not do with ballots.
Influence voters improperly	You bribe a voter with money, liquor, a job, food, or other things.	Campaigning at a polling station.
Use information improperly	You use the voters list for something besides the election.	You damage Elections Nunavut notices.
Tell lies or cheat	You're a candidate or financial agent and you aren't eligible.	You're a candidate in more than one constituency.
Use money improperly	Your campaign expenses are more than \$30,000.	A candidate uses campaign money for personal expenses.

Glossary of Election Terms

Acclamation: A candidate wins by acclamation when they're the only candidate in their constituency. Nobody votes.

Advance vote: A way to vote before Election Day. You vote at the polling station seven days before Election Day, any time from 12 pm to 7 pm local time.

Affirm: A formal, legal promise that something is true; a promise to do something; the most serious promise a person can make. If you break this promise it's the same as breaking the law. Similar to declaration, oath, or swear.

Assistant Returning Officer (ARO): The returning officer (RO) hires one or more AROs for their constituency. The ARO can accept declarations of candidacy and helps the RO with all other work during the election period.

Auditor: The person that the Chief Electoral Officer hires to review each candidate's financial return, to make sure it is complete and accurate.

Ballot: The official paper we use to mark our vote. It lists the candidates' names in alphabetical order.

By-election: An election in only one constituency. It happens after a general election when a seat in the Legislative Assembly becomes vacant for some reason.

Campaign: The advertising, signs, buttons, speeches, and other things a candidate uses to make people want to vote for them.

Campaign Manager: The person who coordinates and looks after a candidate's campaign. The candidate appoints the campaign manager.

Campaign material: Any ads, signs, buttons, banners, posters, and other things in favour of one candidate, or against other candidates. Ads may be on radio, TV, Internet, and in newspapers.

Candidate: An eligible voter who wants to be a Member of the Legislative Assembly (MLA), and who files a declaration of candidacy that Elections Nunavut accepts.

Candidate's representative: The person that a candidate appoints to go to a polling station on Election Day to watch over the voting on behalf of the candidate. Each candidate may have only one representative at a time at

each polling station. The candidate's representative must bring the correct, signed form and give it to the deputy returning officer (DRO).

Certification envelope: This envelope is part of the special ballot package. After a voter marks the special ballot they place it in a secrecy envelope. The secrecy envelope goes into the certification envelope. The voter signs and sends it to Elections Nunavut.

Chief Electoral Officer (CEO): The CEO is in charge of Elections Nunavut. The Commissioner of Nunavut appoints this person to oversee the *Nunavut Elections Act*. Elections Nunavut is all the people responsible to organize and carry out territorial elections.

Civic address: This address is the voter's lot and house number. It is different from their mailing address. To register with Elections Nunavut, voters need to give their civic address.

Close of candidacy: The last day a person can file a declaration of candidacy. It happens at 2 pm local time, 31 days before Election Day.

Constituency: A geographic area and the people who live there. The people in each constituency elect a MLA.

Contribution: Any money, goods, and/or services a person or business gives to help elect a candidate.

Declaration: A formal or legal statement a person makes to say something is true or they intend to do something. If you break this promise it's the same as breaking the law. Declaration is similar to affirm, oath, or swear.

Declaration of candidacy: The form a person fills out to say they want to be a candidate—that they want a chance to be elected as a Member of the Legislative Assembly (MLA). They must be eligible and give a \$200 deposit. The financial agent must also sign this document.

Deputy Returning Officer (DRO): The election officer in charge of a polling station on Election Day. DROs make sure voters and candidates follow the laws. They give out the ballots and count them.

Elect: To choose a person by voting. During a territorial election, we elect our MLAs.

Election: The election of members to the Nunavut Legislative Assembly. In a territorial election, voters mark a secret ballot to choose a candidate to be an MLA.

Election Day: The date on the writ for voting in an election. Most voters go to a polling station on Election Day to vote. Elections Nunavut also offers other ways for voters to vote, before Election Day.

Election expense: Any money paid or owed during an election period, as part of a candidate's campaign. Includes any goods and services that people contribute, and any costs of the financial agent and campaign manager.

Election officers: The people who work for Elections Nunavut and help to run a territorial election. Election officers include returning officers (RO), assistant returning officers (ARO), deputy returning officers (DRO), poll clerks (PC), and registration clerks (RC).

Election period: A 35-day period that starts with the writ and ends with Election Day; the official time for the election.

Election report: Shows how many votes each candidate got. The returning officer (RO) fills it out when they review the Election Day statements of the poll. The RO can delay the election report for up to two weeks after Election Day, if needed.

Elections Nunavut: The office and staff of the CEO. These people organize and run territorial elections.

Electoral boundaries: The borders that define each Nunavut constituency. In 2021 there are 22 constituencies.

Electoral Boundaries Commission: A group of three people responsible for reviewing electoral boundaries—the borders that define each constituency in Nunavut. The Legislative Assembly appoints the Commission members every 10 years. In their report, the Commission may propose changes to Nunavut's electoral boundaries and constituency names.

Emergency method: A way to vote by phone or radio if you're in a remote place on Election Day. You must contact Elections Nunavut to vote this way and you must meet strict conditions:

- You can't get to a polling station on Election Day; AND
- You can't vote any other way; AND
- You were unable to vote because of an unexpected absence.

Final voters list: This list includes all the voters that were on the list when the election started, plus those who registered during the election period. It comes out after Election Day.

Financial agent: The person who handles all the money for a candidate's campaign. The candidate appoints the financial agent; they both sign the declaration of candidacy. The financial agent takes contributions and pays all the expenses. Together with the candidate, the financial agent completes the financial return after the election.

Financial return: The official report of a campaign's election contributions and expenses, as required under the *Nunavut Elections Act*. The candidate and financial agent complete the report, sign it, and make a declaration that the information is true.

General Election: An election that takes place in all the constituencies.

Integrity Commissioner: An independent officer of the Nunavut Legislative Assembly, with certain responsibilities under the *Nunavut Elections Act*. The police work with the Integrity Commissioner and the CEO when they investigate a possible election crime.

Judicial recount: A judge of the Nunavut Court recounts all the ballots for a constituency. This happens if two candidates have the same number of votes or almost the same number—within 2% of each other. See the *Nunavut Elections Act* for other ways a recount can happen.

Legislative Assembly of Nunavut: The people we elect to form the Government of Nunavut and make laws for Nunavut.

Members of the Legislative Assembly (MLAs): The people who get elected during a territorial election; the people who form the Government of Nunavut.

Mobile poll: A way to vote if you physically can't get out to vote. The poll comes to you.

Notice of Election: Shows the name and contact information for each candidate in a constituency, and their financial agent and campaign manager. The CEO sends out the election notice 30 days before Election Day.

Nunavut Elections Act: The laws that Nunavummiut use to organize and run a territorial election.

Oath: A formal, legal promise that something is true; a promise to do something. Election officers take an oath to be impartial in their job; elected candidates take an oath as MLAs. Oath is similar to affirm, declaration, or swear.

Poll Clerk (PC): An election officer who works at a polling station with the DRO. PCs look after the polling record.

Polling record: A list of everyone who voted at the polling station, any changes to the voters list, and notes about everything that happened during voting.

Polling place: A building that holds one, two, or more polling stations. Each polling place has an assistant returning officer (ARO) and registration clerk (RC). Communities such as Iqaluit and Rankin Inlet have more than one constituency. The polling place in those communities has an ARO and RC for each constituency.

Polling station: The place voters go to vote.

Post-election period: The 60 days right after Election Day. Candidates must send their completed financial return to the CEO before the end of the post-election period.

Pre-election expense: A campaign expense that the candidate pays for during the pre-election period.

Pre-election period: In a general election, the pre-election period starts 90 days before the writ is issued and ends when the CEO issues the writ.

In a by-election, the pre-election period starts when the date of the election is publicly announced and ends when the CEO issues the writ.

Proclamation: The official paper the Commissioner sends to the CEO to say there will be an election. The proclamation tells the CEO things such as when to issue the writ and the date of Election Day.

Public Notice of Election: Elections Nunavut posts the Notice to tell everyone about the upcoming election. It shows these four things:

- Dates for Election Day and early polls.
- Contact information for RO's.
- Deadline to file a Declaration of Candidacy.
- Deadline to object to a name on the voters list.

Registration Clerk (RC): An election officer who works under an RO to register voters, either between elections or during an election or by-election.

Rejected ballot: A marked ballot that does NOT count for any candidate. When the DRO / ARO count the ballots in the ballotbox they reject a ballot for clearly defined reasons. If a person watching the ballot count disagrees with the DRO's / ARO's decision, the election officers must record the objection in the polling record.

Returning Officer (RO): The election officer in charge of a constituency.

ROs appoint AROs, DROs, PCs, and RCs for each poll. ROs oversee everything about the election in their constituency.

Secrecy envelope: This envelope is part of the special ballot package. After a voter marks the special ballot they place it in the secrecy envelope. The secrecy envelope goes into the certification envelope. The voter signs and sends it to Elections Nunavut.

Special ballot: A way to vote by mail if you're away at school, on vacation, in hospital, at a treatment centre, or in jail. Other voters can use a special ballot if they need or want to. Voters must apply to Elections Nunavut to get a special ballot. They receive a package, follow the directions, and mail the ballot back in a special envelope.

Spoiled ballot: A spoiled ballot is a ballot that the printer did not print properly, OR it is a ballot that a voter makes a mistake on. The DRO gives the voter a new ballot and marks the first one 'spoiled'. The spoiled ballot does not go into the ballot box.

Statement of the Poll: The official Elections Nunavut form that shows the number of votes for each candidate for that poll.

Stub: The numbered part of each ballot that stays with the book of ballots. When the DRO tears each ballot from the book, the stub stays in the book.

Swear: A formal, religious promise that something is true; a promise to do something; the most serious promise you can make. If you break this promise it's like breaking the law. A person gives their word and swears on the Bible that something is true. Swear is similar to affirm, declaration, or oath.

Vote: Voters mark a secret ballot in a territorial election. They choose the

candidate in their constituency that they want to elect as their MLA.

Voter: A person eligible to vote in a territorial election:

- Canadian citizen.
- Nunavut resident for at least one year on Election Day.
- 18 years or older on Election Day.
- Not disqualified from voting.

Voters list: The list of voters that Elections Nunavut prepares for each constituency. Elections Nunavut sends a copy to each candidate when the election period starts, and updates it 20 days before Election Day.

Voter Information Card: Each voter on the voters list receives this card in the mail about a month before Election Day. The card tells the voter where and when to vote.

Voting in the returning officer's office (VOR): A way to vote before Election Day. From 14 days before Election Day to 4 days before Election Day, from 12 noon to 7 pm local time.

Witness: A person who signs a document to say that another person's signature is truly their signature. For example, someone other than the candidate and financial agent must witness their signatures on a Declaration of Candidacy.

Writ: The official notice to say there is an election. The CEO sends it to each RO. Each RO posts the writ in their office.

The return of the writ is the backside of the writ. It shows who won the election. The RO fills it out and sends it to the CEO after Election Day. If a candidate wins by acclamation the RO fills out the return of the writ right away.